



Program Information and Checklist

Thank you for your interest in the Gear Up for Ag Health and Safety Program. This document provides program planning and follow up details that help make our Gear Up for Ag program a success.

Ag Health and Safety Alliance Responsibilities

Planning

- Meet with instructor and others involved in the program during the planning process.
- Send a PDF document with student pre-survey and eLearning Gear Up for Ag program. This should be sent to your students as instructed.
- Discuss the PPE your students will receive. We may also ship PPE to your location as needed.

Program delivery (AHSA team will perform the following)

- AHSA will arrive prior to the program to set up the area and talk with you for final details.
- Gear Up for Ag program delivered including distribution of PPE to students.

Post Program


- We will send you a PDF document with the **post survey** and instructions for the **eLearning online program** as a reminder to students who have not accessed the eLearning program.
- Provide a post-program report, which includes student survey results.



College/University Responsibilities


Planning

- Complete [Gear Up for Ag Program Planning fillable PDF](#) and return to AHSA. This includes information our organization needs such as the program date, time, length of program, number of students (male/female), address, phone numbers.




Pre-Program Specific Planning

- **Distribute** PDF to students with the **pre-survey** and **eLearning online program** to students by email in advance of program.
- **Review** the [eLearning Instructors Guide](#) to learn how you can access the eLearning content as an instructor including monitoring students progress.
- **Print** the following two handouts for each student in color.
 - [Respiratory Protection](#) and [Personal Protective Equipment \(PPE\)](#)



Program delivery (AHSA will require the following while onsite)

- Internet, sound, table in front of room for demonstrations.
- **Post Program:** Send PDF document with the **post survey** to students.
- Send reminder to students to complete the post survey.
- Review post-program report.



For more information

Website: aghealthandsafety.com

Email: info@aghealthandsafety.com

Phone: 712-363-4034



Gear Up for Ag™ Personal Protective Equipment (PPE) KIT

Ag Health and Safety Alliance™ (AHSA) is committed to delivering interactive agricultural health and safety education during our Gear Up for Ag™ programs. In previous program years, AHSA has received generous donations of PPE from 3M which allowed us to provide a large PPE kit to all students at no cost to the college, but do not have that type of support at this time. Our organization believes distributing PPE to students assists with engagement and is an important part of the program, so we will provide the hearing protection and single use chemical gloves at no cost for each student. We will work with colleges/universities to purchase additional PPE at our cost to build a more complete PPE kit for each student.

PPE Kit options

1. Choose one of the two options below.
2. **Build Your Own PPE Kit** by selecting specific items from the lists below.

Small Gear Up for AG™ PPE Kit

Cost per student	PPE Items
\$2.50	Safety Glasses (Clear or Tinted)
No cost	Ear Plugs (2 pair - 2 types)
\$3.50	N95 Respirator - choice of 2 options (8511, 9211 or 8210)
No Cost	Disposable Chemical Gloves (2 pair)
\$4.00	Gear Up for Ag Bag
\$10.00	Total Cost per student <i>costs are subject to change</i>

Large Gear Up for Ag™ PPE Kit

Cost per student	PPE Items
2.50	Safety Glasses (Clear or Tinted)
No Cost	Ear Plugs (2 pair - 2 types)
\$3.50	N95 Respirator - choice of 2 options (8511,9211 or 8210)
\$23.00	Reusable respirator (6500)
\$11.00	P100 cartridges-
\$2.50	Reusable Chemical Gloves
No Cost	Disposable Chemical Gloves (2 pair)
\$4.00	Gear Up for Ag Bag
\$48.50	Total per student <i>costs are subject to change</i>